




LOG C21-1.00 – L1 REPAIR SOUTH TRUSS (WEST END)



LOG C21-1.00 – L1 REPAIR SOUTH TRUSS (WEST END)





LOG C21-1.00 – L9 REPAIR




LOG C21-1.00 – L5 TURN BUCKLE





LOG C21-1.00 - L9 REPAIR



LOG C21-1.00 - L9 REPAIR





LOG C21-1.00 – L5 TURN BUCKLE



LOG C21-1.00 – TYPICAL VERTICAL LATTICE






LOG C21-1.00 – TYPICAL VERTICAL PLATE



LOG C21-1.00





LOG C21-1.00 – KNEE BRACE CONNECTION




LOG C21-1.00 – L1





**LOG C21-1.00 – U9 TOP PORTAL BRACE CONNECTION**



**LOG C21-1.00 – U9 BOTTOM PORTAL BRACE CONNECTION**





LOG C21-1.00 – PORTAL WEB CONNECTION



LOG C21-1.00 – PORTAL WEB CONNECTION





LOG C21-1.00 - U9




LOG C21-1.00 - U9





LOG C21-1.00 – U9 HORIZONTAL




LOG C21-1.00 – U9 DIAGONAL





LOG C21-1.00 – TOP CHORD U9 PLATE



LOG C21-1.00 – TYPICAL TOP BRACING CONNECTION